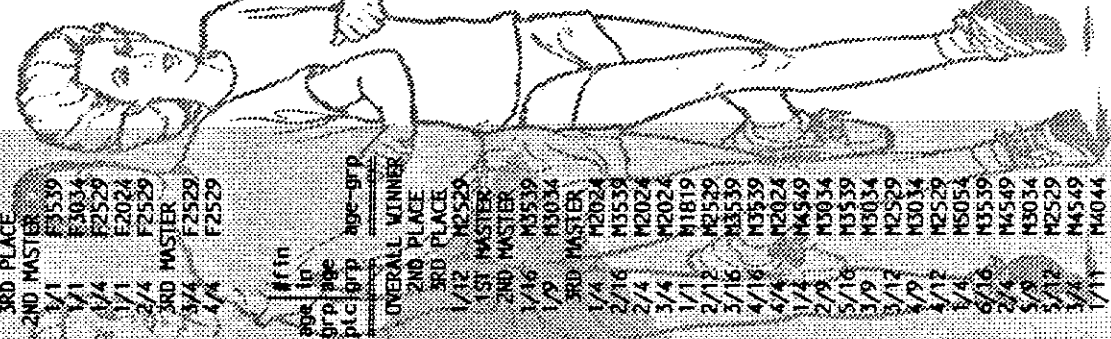


# RESULTS OF THE SEASIDE HEIGHTS BIATHLON SUNDAY SEPTEMBER 24, 1995 SEASIDE HTS NJ 91 FINISHERS-76 MALE-13 FEMALE-2 RELAYS

TIMING, RESULTS, FINISHLINE BY: LIN-MARK COMPUTEDR SPORTS  
QUESTIONS... PLEASE CALL 609-468-0010  
Linda or Mark Torelsky

# SEASIDE HTS. BIATHLON



place	NAME	AGE	CITY	3.1 MILE RUN#1			*20.0 mile BIKE			3.1 mile run #2			#fin in			
				ST	rank	time	pace	rank	time	nph	rank	time		rank	time	min
1	Tracey Serratelli	32	PARSHIPPANY NJ	2	20:36	6:39	3	59:10	20.3	1	1:19:46	1	22:12	7:10	1:41:58	OVERALL WINNER
2	Maria Vlasak	29	GREENWICH CT	3	21:36	6:58	2	58:29	20.5	2	1:20:05	2	23:07	7:27	1:43:12	2ND PLACE
3	Carol Lanza	46	TABERNACLE NJ	5	22:52	7:16	1	58:17	20.6	3	1:20:49	5	23:57	7:44	1:44:46	1ST MASTER
4	Laura Beatini	29	CLIFTON NJ	4	21:37	6:58	5	1:02:59	19.1	4	1:24:36	3	23:23	7:33	1:47:59	3RD PLACE
5	Barb Morgan	51	TIOGA PA	6	23:18	7:31	4	1:02:45	19.1	5	1:26:03	6	24:03	7:45	1:50:06	2ND MASTER
6	Judith Ayala	39	BROMMS MILLS NJ	1	19:00	6:08	6	1:11:46	16.7	6	1:30:46	4	23:30	7:35	1:54:16	1/1 F3539
7	Judy Schall	30	SOMERVILLE NJ	7	25:24	7:33	7	1:07:49	17.7	7	1:31:13	9	25:19	8:10	1:56:52	1/1 F3034
8	Dawn Doktorski	28	HASBROUCK HTS NJ	8	25:21	8:20	7	1:10:40	17.0	8	1:36:31	7	26:48	8:17	2:05:19	1/1 F2529
9	FT Karolyn Jennings	22	RED BANK NJ	10	27:57	9:01	9	1:18:37	15.3	9	1:46:34	8	28:48	9:17	2:13:22	1/1 F2024
10	Maureen Callahan	48	MT LAUREL NJ	9	27:37	8:55	11	1:22:24	14.6	11	1:50:01	10	29:22	9:28	2:19:23	3/4 F2529
11	Barbara Shafer	28	TOMS RIVER NJ	12	29:14	9:26	10	1:19:23	15.1	10	1:48:57	12	33:55	10:56	2:22:32	3RD MASTER
12	Lisa Landiere	27	TOMS RIVER NJ	11	28:23	9:09	12	1:24:07	14.3	12	1:52:30	11	30:18	9:46	2:22:48	3/4 F2529
13	Cathleen Brune	28	PAULSBORO NJ	13	32:07	10:22	13	1:32:56	12.9	13	2:05:03	13	36:33	11:47	2:41:36	4/4 F2529

place	NAME	AGE	CITY	3.1 MILE RUN#1			20.0 mile BIKE			3.1 mile run #2			#fin in			
				ST	rank	time	pace	rank	time	nph	rank	time		rank	time	min
1	Todd Wiley	25	CHALFONT PA	1	16:26	5:18	1	49:24	24.3	1	1:05:50	1	17:21	5:36	1:23:11	OVERALL WINNER
2	Jeff Fritz	27	RESTON VA	2	16:54	5:27	2	49:40	24.2	2	1:06:34	2	17:58	5:48	1:25:32	2ND PLACE
3	John Kelly	35	COATESVILLE PA	3	17:12	5:33	3	52:17	23.0	3	1:09:29	4	18:10	5:52	1:27:39	3RD PLACE
4	James Bailey III	47	WESTON PA	4	17:22	5:36	4	52:41	22.8	4	1:10:03	5	18:59	5:48	1:28:02	1/2 F2529
5	Billy Pope	27	HIGHLAND PARK NJ	7	18:21	5:55	6	53:21	22.5	5	1:11:42	5	18:59	5:47	1:30:41	1ST MASTER
6	Tom Lanza	49	TABERNACLE NJ	17	19:42	6:21	5	53:19	22.5	6	1:13:01	13	20:47	6:42	1:33:48	2ND MASTER
7	Patrick Colbert	35	HAWTHORNE NJ	8	18:57	6:07	9	55:10	21.8	8	1:14:07	11	20:34	6:38	1:34:41	1/16 F3539
8	Brian Fischer	34	MANHADANE NJ	9	18:58	6:07	7	54:10	22.2	7	1:13:08	20	22:04	7:07	1:35:12	1/9 F3034
9	Daniel Mosler	52	PINE HILL NJ	10	19:10	6:11	16	57:17	20.9	10	1:16:27	7	20:06	6:29	1:36:33	3RD MASTER
10	Jeffrey Rubino	16	HASBROUCK HTS NJ	15	18:18	5:54	17	58:20	20.4	11	1:16:38	8	20:22	6:54	1:37:00	1/4 F2024
11	Robert Knibb	36	NEW YORK NY	13	19:34	6:19	13	56:49	21.1	9	1:16:23	12	20:42	6:41	1:37:05	2/16 F3539
12	Greg Rubino	24	HASBROUCK HTS NJ	5	18:17	5:54	18	58:25	20.5	12	1:16:42	10	20:33	6:38	1:37:15	2/4 F2024
13	Guillermo Rojas	23	RESO PARK NY	11	19:20	6:14	27	59:04	20.3	17	1:18:24	6	19:51	6:24	1:38:15	3/4 F2024
14	Jason Goldberg	28	STATEN ISLAND NY	13	19:30	6:18	23	58:37	20.5	14	1:18:09	14	20:57	6:45	1:39:06	1/1 F1819
15	Randall Ehrlich	28	NEW YORK NY	20	20:15	6:32	24	58:58	20.4	21	1:18:53	9	20:30	6:37	1:39:23	2/12 F3539
16	Frankie Darden	39	OCEANPORT NJ	21	20:12	6:31	26	58:58	20.4	22	1:19:10	15	20:58	6:36	1:40:08	3/16 F3539
17	Edward Brown	22	BROCK NJ	19	20:01	6:27	20	58:35	20.5	18	1:18:36	24	22:47	7:21	1:40:19	4/16 F3539
18	Nick Seneca	22	BROCK NJ	20	20:07	6:29	28	59:28	20.2	25	1:19:35	17	21:58	7:05	1:40:34	4/4 F4549
19	George Mack	47	EMMAUS PA	20	20:56	6:45	21	58:36	20.5	24	1:19:32	19	22:02	7:06	1:40:43	1/4 F4549
20	George Custick	36	WESTFIELD NJ	26	20:56	6:45	21	58:36	20.5	24	1:19:32	19	22:02	7:06	1:41:34	2/9 F3034
21	Gordon Reiterman	34	BRIDGEWATER NJ	25	19:41	6:42	19	58:31	20.5	23	1:19:16	26	22:56	7:24	1:42:12	5/16 F3539
22	Patrick Corbett	34	BAKENEGET NJ	16	19:45	6:21	19	1:00:15	19.9	26	1:19:56	23	22:29	7:15	1:42:25	3/9 F3034
23	Alan Burton	14	SCOTCH PLAINS NJ	35	19:33	6:18	31	1:00:51	19.7	27	1:20:24	21	22:04	7:07	1:42:28	3/17 F2529
24	John Murin	33	TOMS RIVER NJ	35	22:32	7:16	11	55:51	21.5	16	1:18:23	38	25:15	8:09	1:43:38	4/9 F3034
25	Keith Weaver	23	TOMS RIVER NJ	40	23:21	7:32	8	54:56	21.8	15	1:18:18	41	25:37	8:16	1:43:55	4/12 F2529
26	Dick Morgan	28	TIOGA PA	38	22:53	7:23	8	55:50	21.5	20	1:18:43	39	25:26	8:12	1:44:09	5/4 F5034
27	John Chianello	36	PARSHIPPANY NJ	36	22:34	7:17	32	56:04	21.4	19	1:18:38	42	25:47	8:19	1:44:25	6/16 F3539
28	Robert Neeman	48	CHERRY HILL NJ	51	23:49	7:41	35	1:02:28	19.2	31	1:23:12	22	22:17	7:11	1:45:23	2/4 F4549
29	Dennis Grosch	31	WARREN NJ	24	20:44	6:41	35	1:02:28	19.2	31	1:23:12	22	22:17	7:11	1:45:29	5/8 F3034
30	Michael Capello	25	TOMS RIVER NJ	31	21:34	6:57	23	58:55	20.4	28	1:20:29	48	26:19	8:29	1:46:48	3/12 F2529
31	Ed Wright	49	GREENBROOK NJ	34	22:24	7:14	34	1:02:22	19.2	32	1:24:46	27	23:04	7:26	1:47:50	3/4 F4549
32	Luis Burgos	41	HOWELL NJ	28	21:35	6:55	37	1:03:33	18.9	33	1:24:58	28	23:30	7:55	1:48:28	1/11 F4044

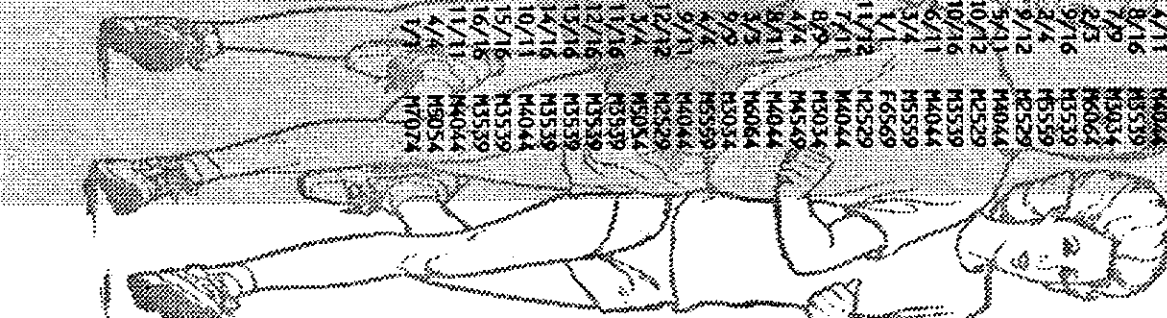
place	NAME	AGE	CITY	3.1 MILE RUN#1			20.0 mile BIKE			3.1 mile run #2			#fin in			
				ST	rank	time	pace	rank	time	nph	rank	time		rank	time	min
1	Todd Wiley	25	CHALFONT PA	1	16:26	5:18	1	49:24	24.3	1	1:05:50	1	17:21	5:36	1:23:11	OVERALL WINNER
2	Jeff Fritz	27	RESTON VA	2	16:54	5:27	2	49:40	24.2	2	1:06:34	2	17:58	5:48	1:25:32	2ND PLACE
3	John Kelly	35	COATESVILLE PA	3	17:12	5:33	3	52:17	23.0	3	1:09:29	4	18:10	5:52	1:27:39	3RD PLACE
4	James Bailey III	47	WESTON PA	4	17:22	5:36	4	52:41	22.8	4	1:10:03	5	18:59	5:48	1:28:02	1/2 F2529
5	Billy Pope	27	HIGHLAND PARK NJ	7	18:21	5:55	6	53:21	22.5	5	1:11:42	5	18:59	5:47	1:30:41	1ST MASTER
6	Tom Lanza	49	TABERNACLE NJ	17	19:42	6:21	5	53:19	22.5	6	1:13:01	13	20:47	6:42	1:33:48	2ND MASTER
7	Patrick Colbert	35	HAWTHORNE NJ	8	18:57	6:07	9	55:10	21.8	8	1:14:07	11	20:34	6:38	1:34:41	1/16 F3539
8	Brian Fischer	34	MANHADANE NJ	9	18:58	6:07	7	54:10	22.2	7	1:13:08	20	22:04	7:07	1:35:12	1/9 F3034
9	Daniel Mosler	52	PINE HILL NJ	10	19:10	6:11	16	57:17	20.9	10	1:16:27	7	20:06	6:29	1:36:33	3RD MASTER
10	Jeffrey Rubino	16	HASBROUCK HTS NJ	15	18:18	5:54	17	58:20	20.4	11	1:16:38	8	20:22	6:54	1:37:00	1/4 F2024
11	Robert Knibb	36	NEW YORK NY	13	19:34	6:19	13	56:49	21.1	9	1:16:23	12	20:42	6:41	1:37:05	2/16 F3539
12	Greg Rubino	24	HASBROUCK HTS NJ	5	18:17	5:54	18	58:25	20.5	12	1:16:42	10	20:33	6:38	1:37:15	2/4 F2024
13	Guillermo Rojas	23	RESO PARK NY	11	19:20	6:14	27	59:04	20.3	17	1:18:24	6	19:51	6:24	1:38:15	3/4 F2024
14	Jason Goldberg	28	STATEN ISLAND NY	13	19:30	6:18	23	58:37	20.5	14	1:18:09	14	20:57	6:45	1:39:06	1/1 F1819
15	Randall Ehrlich	28	NEW YORK NY	20	20:15	6:32	24	58:58	20.4	21	1:18:53	9	20:30	6:37	1:39:23	2/12 F3539
16	Frankie Darden	39	OCEANPORT NJ	21	20:12	6:31	26	58:58	20.4	22	1:19:10	15	20:58	6:36	1:40:08	3/16 F3539
17	Edward Brown	22	BROCK NJ	19	20:01	6:27	20	58:35	20.5	18	1:18:36	24	22:47	7:21	1:40:19	4/16 F3539
18	Nick Seneca	22	BROCK NJ	20	20:07	6:29	28	59:28	20.2	25	1:19:35	17	21:58	7:05	1:40:34	4/4 F4549
19	George Mack	47	EMMAUS PA	20	20:56	6:45	21	58:36	20.5	24	1:19:32	19	22:02	7:06	1:40:43	1/4 F4549
20	George Custick	36	WESTFIELD NJ	26	20:56	6:45	21	58:36	20.5	24	1:19:32	19	22:02	7:06	1:41:34	2/9 F3034
21	Gordon Reiterman	34	BRIDGEWATER NJ	25	19:41	6:42	19	58:31	20.5	23	1:19:16	26	22:56	7:24	1:42:12	5/16 F3539
22	Patrick Corbett	34	BAKENEGET NJ	16	19:45	6:21	19	1:00:15	19.9	26	1:19:56	23	22:29	7:15	1:42:25	3/9 F3034
23	Alan Burton	14	SCOTCH PLAINS NJ	35	19:33	6:18	31	1:00:51	19.7	27	1:20:24	21	22:04	7:07	1:42:28	3/17 F2529
24	John Murin	33	TOMS RIVER NJ	35	22:32	7:16	11	55:51	21.5	16	1:18:23	38	25:15	8:09	1:43:38	4/9 F3034
25	Keith Weaver	23	TOMS RIVER NJ	40	23:21	7:32	8	54:56	21.8	15	1:18:18	41	25:37	8:16	1:43:55	4/12 F2529
26	Dick Morgan	28	TIOGA PA	38	22:53	7:23	8	55:50	21.5	20	1:18:43	39	25:26	8:12	1:44:09	5/4 F5034
27	John Chianello	36	PARSHIPPANY NJ	36	22:34	7:17	32	56:04	21.4	19	1:18:38	42	25:47	8:19	1:44:25	6/16 F3539
28																

MALE ORDER OF FINISH

place	NAME	AGE	CITY	3.1 MILE RUN#1			20.0 mile BIKE			3.1 mile run #2			PENALTY TIME	TOTAL TIME	age in grp	#fin			
				rank	time	pace	rank	time	mph	rank	time	pace							
33	Stephen Feingistor	50	ELIZABETH	NJ	33	22:12	7:10	38	1:03:44	18.8	36	1:25:56	25	22:54	7:23	1:48:50	2/4	M5054	
34	Rich Woods	38	PHOENIXVILLE	PA	39	23:02	7:26	36	1:03:21	18.9	37	1:26:23	29	23:35	7:36	1:49:58	7/16	H5359	
35	Nadposhi Kasuga	32	HANNASSERT	NY	29	21:27	6:55	40	1:04:13	18.7	35	1:25:40	33	24:35	7:55	1:50:13	6/9	M3034	
36	Rich Williams	41	LIVINGSTON	NJ	12	19:28	6:17	32	1:01:54	19.4	30	1:21:22	39	30:06	9:43	1:51:28	2/11	M4044	
37	John Biscardi	27	LAKEMOOD	NJ	40	23:04	7:26	33	1:02:02	19.3	34	1:25:06	33	26:53	8:40	1:51:59	6/12	M2529	
38	Allan Schwartz	63	WARREN	CT	43	23:12	7:29	43	1:04:48	18.5	38	1:28:00	31	24:01	7:47	1:52:01	1/3	M6064	
39	Dominick Debari	30	NORTH BERGEN	NJ	30	21:30	6:56	49	1:07:21	17.8	40	1:28:51	34	24:34	7:55	1:53:25	7/12	M2529	
40	Paul Pimenta	29	NORTH PLAINFIELD	NJ	44	23:15	7:30	41	1:05:38	18.3	41	1:28:51	35	25:02	8:05	1:53:55	8/12	M2529	
41	Jens Velasquez	40	RANDOLPH	NJ	27	21:14	6:51	58	1:09:37	17.2	46	1:30:51	30	23:35	7:35	1:54:26	3/11	M4044	
42	Len Taylor	57	MANASQUAN	XX	37	23:11	7:21	46	1:06:50	18.0	43	1:30:01	36	25:12	8:08	1:55:15	1/4	M5559	
43	Jay Russell	43	STATEN ISLAND	NY	47	23:28	7:34	44	1:05:39	18.3	42	1:29:07	50	26:36	8:35	1:55:43	8/16	M3539	
44	Joseph Saladis	39	PITTSBORO	NJ	48	23:29	7:35	50	1:07:24	17.8	47	1:30:53	37	25:14	8:08	1:56:07	7/9	M3034	
45	Stephen Hallig	61	ALLENTON	PA	68	27:54	9:00	30	1:00:15	19.9	39	1:28:08	62	28:37	9:11	1:56:46	2/3	M6064	
46	William Malkemes	38	MARLTON	NJ	50	23:40	7:38	53	1:08:23	17.6	49	1:32:03	44	26:08	8:25	1:58:16	9/16	M3539	
47	Pat Squires	58	LAVALLETTE	NJ	55	24:55	8:02	52	1:08:11	17.6	53	1:33:06	45	26:10	8:25	1:59:16	2/4	M3539	
48	Ronald Shickora	26	DELAN	NJ	50	23:21	7:32	54	1:08:38	17.5	48	1:32:59	55	27:18	8:43	1:59:17	9/12	M2529	
49	Jeffrey Trolley	40	NYC	NY	57	25:41	8:17	48	1:07:10	17.9	52	1:32:51	49	26:30	8:33	1:59:21	5/11	M4044	
50	Chip Cliffe	27	E. HANOVER	NY	52	24:08	7:47	42	1:05:29	18.3	44	1:29:57	67	29:53	9:38	1:59:50	10/12	M2529	
51	John Flores	35	PLAINSBORO	NJ	56	25:37	8:16	47	1:07:06	17.9	50	1:32:43	54	27:14	8:47	1:59:57	10/16	M3539	
52	Dale Caldwell	41	MATKAM	NJ	54	23:50	7:35	56	1:09:20	17.3	51	1:32:50	59	28:22	9:09	2:00:12	6/11	M4044	
53	Jeff Taffari	56	ABINGTON	PA	60	24:51	8:01	62	1:10:36	17.0	56	1:35:27	51	26:42	8:37	2:02:09	3/4	M4044	
54	Don Flynn	66	PLAINFIELD	NJ	60	26:08	8:26	51	1:07:36	17.8	54	1:33:44	65	29:15	9:25	2:02:59	1/1	E6569	
55	Dad Sangsland	29	NORTH BERGEN	NJ	18	19:49	6:24	63	1:10:55	16.9	65	1:42:05	16	21:02	6:47	2:03:07	7/12	M4044	
56	Edward D'Illorenzo	40	REDBANK	NJ	59	25:43	8:18	65	1:10:55	16.9	58	1:36:38	52	26:42	8:37	2:03:20	7/11	M4044	
57	Matt Walsh	33	MARSHAN	ON	41	23:09	7:28	66	1:16:30	15.8	63	1:39:09	40	25:26	8:17	2:04:35	8/9	M5034	
58	Bruce Mori	47	PELLHAM MANOR	NY	64	26:54	8:41	57	1:09:25	17.3	57	1:36:19	68	28:48	9:17	2:05:07	4/4	M4549	
59	Vito Illustrato	63	COLONIA	NJ	65	27:04	8:44	59	1:10:04	17.1	60	1:37:08	58	28:16	9:07	2:05:24	3/4	M4044	
60	William Bergbauer	43	TALLMAHSEE	FL	64	26:28	8:32	64	1:10:57	16.9	61	1:31:25	61	28:28	9:11	2:05:53	3/3	M6064	
61	Bob Keller	50	SOMERVILLE	NJ	63	26:30	8:33	60	1:10:26	17.0	59	1:36:56	66	29:32	9:17	2:06:28	7/9	M3034	
62	Gary Schall	40	UPPER MERITLAIR	NJ	58	25:42	8:17	67	1:16:42	15.6	62	1:38:28	68	29:58	9:40	2:06:28	4/4	M3539	
63	Pat Aiello	56	PARANUS	NJ	70	27:55	9:00	61	1:10:35	17.0	62	1:38:28	68	29:58	9:40	2:06:28	4/4	M3539	
64	Jerry Klubby	28	LAKEWOOD	NJ	66	27:15	8:47	65	1:12:24	16.6	64	1:39:39	64	29:05	9:23	2:06:44	9/11	M4044	
65	John Contract	35	CENTER MORICHES	PA	61	31:21	10:07	68	1:16:55	15.6	67	1:43:03	60	28:26	9:12	2:08:48	10/11	M3539	
66	George Schilliz	52	HOLLAND	NY	72	26:10	8:26	68	1:16:55	15.6	67	1:43:03	60	28:26	9:12	2:08:48	10/11	M3539	
67	Bruce Lewandowski	36	HADDON HEIGHTS	NJ	52	24:44	7:59	72	1:21:30	14.7	69	1:46:14	47	26:18	8:19	2:12:32	12/16	M3539	
68	Greg Duke	35	LAFRENCE HARBOR	NJ	71	29:42	9:35	70	1:18:48	15.2	70	1:48:30	70	31:20	10:06	2:13:50	15/16	M3539	
69	Jeffrey Bernstein	44	RED BANK	NJ	68	27:46	8:57	70	1:17:49	15.4	68	1:49:00	74	34:58	11:17	2:20:33	14/16	M3539	
70	Robert Arnold	36	SUFFERN	NY	75	27:21	8:50	73	1:21:39	14.7	71	1:49:35	73	35:58	11:38	2:21:58	10/11	M4044	
71	Thomas Natoli	44	BEACHWOOD	NJ	73	32:06	10:21	69	1:17:32	15.5	72	1:49:38	75	36:54	11:54	2:23:25	15/16	M3539	
72	William Annoti	42	FAIRVIEW	NJ	32	21:53	7:04	76	1:48:52	11.0	74	2:10:45	57	27:37	8:53	2:26:38	16/18	M3539	
73	Joseph Levanowski	52	TOMS RIVER	NJ	74	28:53	10:23	75	1:08:47	17.4	76	2:07:22	71	32:22	10:46	2:38:17	11/11	M4044	
74	Joseph Nedernatt	40	EAST ORANGE	NJ	74	29:04	9:23	75	1:37:07	12.4	75	2:09:18	76	42:41	13:46	2:39:44	4/4	M3034	
75	James Connelly	25	WAYNE	NJ	59	26:54	8:41	1:23:40	14.3	1:52:44									M5074
76	Thomas Lewandowski	40	WEST CHESTER	PA															
DNF	Al Kalinsky																		
DNF	Richard Fitch																		

RELAY RESULTS

plc	relay name	3.1 MILE RUN #1			20.0 mile BIKE			3.1 mile RUN			PENALTY TIME	TOTAL TIME	REL REL TYPE		
		rank	time	pace	rank	time	mph	rank	time	pace					
1	TEAM DERITIS	1	17:36	5:41	1	54:16	22.1	1	1:11:52	1	17:37	5:41	1:29:29	1/2	MA
		2	20:24	6:35	2	54:22	22.1	2	1:14:46	2	21:05	6:48	1:35:51	2/2	MA
2	TEAM BONES	1	17:36	5:41	1	54:16	22.1	1	1:11:52	1	17:37	5:41	1:29:29	1/2	MA
		2	20:24	6:35	2	54:22	22.1	2	1:14:46	2	21:05	6:48	1:35:51	2/2	MA



# SEASIDE HTS. BIOTRI



## OF THE SEASIDE HEIGHTS TRIATHLON AY SEPTEMBER 24, 1995 SEASIDE HTS NJ FINISHERS-106 MALE-23 FEMALE-1 RELAY

### FEMALE ORDER OF FINISH

place	NAME	AGE	CITY	ST	rank	time	pace	mile	rank	time	mph	rank	time	rank	split after run1 + bike	rank	time	rank	time	rank	3.1 mile run #2	rank	time	min/ mile	rank	time	PENALTY TIME	TOTAL TIME	age in gr/age plc/grp	age-grp
1	Christine D'alesan	28	RUMSON	NJ	1	9:40	6:02	2	57:23	20.9	1	1:07:03	2	21:30	6:56	1:28:33	OVERALL WINNER													
2	Anna Coatsworth	25	NYC	NY	3	10:23	6:29	3	56:58	21.1	2	1:07:21	3	22:00	7:06	1:29:21	2ND PLACE													
3	Diane Traubtsi	34	GARDEN CITY	NY	4	10:34	6:36	4	57:53	20.7	3	1:08:27	4	22:29	7:15	1:30:56	3RD PLACE													
4	Lori Jorgensen	36	PURDYS	NY	2	9:50	6:09	5	1:01:54	19.4	4	1:11:44	5	20:03	6:28	1:31:47	1/4 F3539													
5	Linda Horowitz	45	OCEAN	NJ	7	11:14	7:11	6	1:01:47	19.4	5	1:13:01	6	23:16	7:30	1:36:17	1ST MASTER													
6	Robin Schultze	59	CALDWELL	NJ	8	11:30	7:13	7	1:02:30	19.2	6	1:14:00	7	23:43	7:39	1:37:43	2/4 F3539													
7	Mary Shaheen	42	FAIRHAVEN	NJ	9	11:33	7:13	8	1:03:02	19.0	8	1:14:35	8	24:11	7:48	1:38:46	2ND MASTER													
8	Eileen Sharkey	34	MANASQUAN	NJ	5	10:40	6:40	9	1:05:41	18.3	9	1:16:21	9	25:17	7:51	1:39:38	F3034													
9	Leslie Simon	32	NEW YORK	NY	6	12:06	7:34	10	1:05:41	18.3	10	1:16:21	10	26:54	8:41	1:39:56	2/9 F3034													
10	Pam Casir	31	TOMS RIVER	NJ	11	12:51	8:07	11	1:06:01	18.2	11	1:16:52	11	23:50	7:41	1:40:42	3/9 F3034													
11	Patricia Mabrey	34	BELMAR	NJ	12	12:22	7:44	12	1:02:37	19.2	12	1:14:59	12	26:08	8:26	1:41:07	4/9 F3034													
12	Juile Caucino	33	NEW YORK	NJ	13	12:45	7:58	13	1:08:38	17.5	13	1:21:23	13	28:40	9:15	1:50:03	5/4 F3539													
13	Laura Ehrlich	36	LAVALLETTA	NJ	10	12:01	7:31	14	1:13:28	16.3	14	1:25:29	14	25:45	8:18	1:51:14	5/9 F3034													
14	Gerry Fitch	58	WEST CHESTER	PA	20	14:00	8:45	15	1:12:07	16.6	15	1:24:28	15	29:00	9:24	1:53:28	3RD MASTER													
15	Sharon Holliday	45	DOWLESTON	PA	17	13:24	8:22	16	1:12:07	16.6	16	1:25:31	16	28:05	9:04	1:53:36	1/1 F4549													
16	Suzanne Sanger	34	PARANUS	NJ	14	12:52	8:07	17	1:15:33	15.9	17	1:27:57	17	25:40	8:17	1:53:37	6/9 F3034													
17	Nancy Steadman-Mart	41	OCEANPORT	NJ	16	13:00	8:07	18	1:12:33	16.5	18	1:28:30	18	30:23	9:48	1:55:56	1/3 F4044													
18	Cynthia Marrara	32	PARANUS	NJ	15	12:57	8:06	19	1:09:46	17.2	19	1:28:03	19	27:34	8:54	1:56:04	7/9 F3034													
19	Ann Snoeyenbos	30	NYC	NY	21	14:01	8:46	20	1:15:05	16.0	20	1:33:47	20	33:42	10:52	1:57:29	8/9 F3034													
20	Suzanne Zimmermann	42	TOMS RIVER	NJ	18	13:51	8:43	21	1:14:06	16.2	21	1:38:33	21	29:42	9:35	1:59:58	2/2 F4044													
21	Suzanne Hebe	36	ABSECON	NJ	22	14:18	8:56	22	1:24:15	14.2	22	1:38:33	22	28:23	9:09	2:06:56	4/4 F3539													
22	Christine Jones	23	JERSEY CITY	NJ	23	15:14	9:31	23	1:20:20	14.9	23	1:35:34	23	35:02	11:18	2:10:36	1/1 F2024													
23	Marianne Darby	16	HARLEWOOD	NJ		13:49	8:38																							
DNF	Nora Broege																													

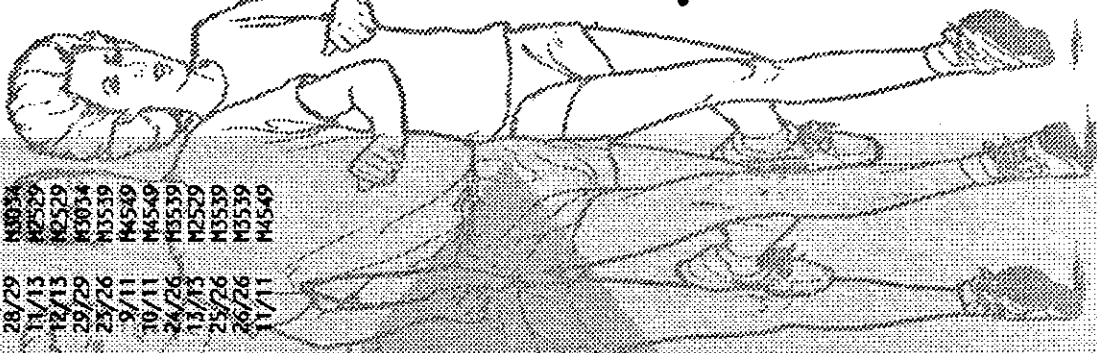
### MALE ORDER OF FINISH

place	NAME	AGE	CITY	ST	rank	time	pace	mile	rank	time	mph	rank	time	rank	split after run1 + bike	rank	time	rank	time	rank	3.1 mile run #2	rank	time	min/ mile	rank	time	PENALTY TIME	TOTAL TIME	age in gr/age plc/grp	age-grp
1	Rob Hacker	26	KINTERSVILLE	PA	3	8:28	5:17	2	49:13	24.4	2	57:41	1	18:02	5:49	1:15:43	OVERALL WINNER													
2	Scott Duprex	27	BAYONNE	NJ	11	9:36	6:00	1	48:04	25.0	1	57:40	6	20:08	6:30	1:17:48	2ND PLACE													
3	Edward Sternby	34	CHALFONT	PA	7	9:22	5:51	3	50:11	23.9	3	59:33	5	19:58	6:26	1:19:31	3RD PLACE													
4	Andrew Rinn	27	ROCKVILLE CENTE	NY	5	8:57	5:36	4	51:57	23.1	4	1:00:54	2	19:06	6:11	1:20:06	1/13 M2529													
5	Louis Zimmerman	35	NEPLINE	NJ	4	8:34	5:21	5	54:21	22.1	5	1:02:55	3	19:10	6:10	1:22:05	M3539													
6	Michael Stickle	30	PITTSFORD	NY	9	9:37	6:01	6	54:03	22.2	6	1:03:40	7	20:10	6:30	1:23:50	1/28 M3034													
7	Pedro Collazo	36	BROOKLYN	NY	12	9:52	6:07	7	54:23	22.1	7	1:03:55	8	20:34	6:38	1:24:29	2/26 M3539													
8	Kenneth Lehner	37	TINTON FALLS	NJ	8	9:34	5:59	8	55:14	21.7	8	1:04:42	9	20:19	6:33	1:25:01	2/29 M3539													
9	Thomas Crow	33	RUMSON	NJ	10	9:38	6:01	9	58:02	21.8	9	1:05:28	4	19:38	6:20	1:25:06	2/29 M3034													
10	Ross Galitsby	34	NEW YORK	NY	13	9:48	6:07	10	55:04	21.8	10	1:04:40	13	20:52	6:44	1:25:32	3/29 M3034													
11	Raymond Campeau	40	RIDGEFIELD PARK	NJ	21	10:00	6:15	11	55:34	21.6	11	1:04:52	29	21:56	7:05	1:26:48	4/29 M3034													
12	William Coppel	34	HADDISON	NJ	27	9:57	6:13	12	53:34	21.6	12	1:05:34	25	21:31	6:56	1:27:05	5/29 M3034													
13	Stephen Tarpinian	34	FRANKLIN SQ	NY	25	9:57	6:13	13	54:53	21.9	13	1:04:50	33	22:23	7:15	1:28:05	2/13 M2529													
14	Chris Heilig	25	HT LAUREL	NJ	14	9:40	6:02	14	56:57	21.1	14	1:06:51	19	21:15	6:51	1:28:11	4/26 M3539													
15	Michael Polizzo	46	SPARTA	NJ	30	10:03	6:17	15	58:07	20.6	15	1:07:25	12	20:37	6:39	1:28:15	1/1 M1819													
16	Paul Mickiewicz	35	HADDISON	NJ	6	9:42	6:04	16	57:56	20.7	16	1:07:38	10	20:46	6:42	1:28:26	5/26 M3539													
17	Brian Shea	19	PT PLEASANT	NJ	18	10:49	6:46	17	56:33	21.2	17	1:07:22	11	21:04	6:48	1:28:46	6/29 M5034													
18	Thomas Senff	38	TOMS RIVER	NJ	53	9:41	6:03	18	58:38	20.8	18	1:07:27	15	20:37	6:39	1:28:56	7/29 M3034													
19	Jr Cheuvront	31	NYC	NY	22	9:49	6:08	19	57:38	20.8	19	1:07:27	16	21:29	6:56	1:29:08	8/29 M3034													
20	FT Curt Carmata	33	HOLLISWOOD	NJ	29	10:23	6:29	20	56:19	21.3	20	1:08:00	11	21:08	6:49	1:29:08	9/29 M3034													
21	Don Ferguson	33	BASKING RIDGE	NJ	34	10:19	6:27	21	56:19	21.3	21	1:06:38	15	21:06	6:48	1:29:08														
22	Gregg D'alesandro																													

\* INCLUDES BOTH TRANSITIONS  
CL DENOTES CLYSDALE; FT DENOTES FIRST TIMER

place	NAME	AGE	CITY	1.6 MILE RUN#1			*20.0 mile BIKE			3.1 mile run #2			PENALTY TIME	TOTAL TIME	age in grp	#fin age-grp		
				rank	time	pace	rank	time	mph	rank	time	rank					time	min/mile
23	Patrick Savage	41	BELLE HARBOR	NY	31	10:04	6:17	32	58:34	20.5	29	1:08:38	26	21:34	6:57	1:30:12	10/29	SRD MASTER
24	Patrick Ferri	30	BROOKLYN	NY	28	10:00	6:15	35	59:14	20.3	33	1:09:14	17	21:09	6:49	1:30:23	10/29	M30/34
25	Harlin Blank	37	UNION CITY	NJ	36	10:20	6:27	33	58:47	20.4	32	1:09:07	20	21:16	6:52	1:30:23	6/26	M35/39
26	Jon Knight	26	NYC	NY	15	9:40	6:02	34	58:58	20.4	30	1:08:38	28	21:47	7:02	1:30:25	3/13	M25/29
27	Eugene Biebler	36	ENGLISHTOWN	NJ	55	10:51	6:47	40	57:14	21.0	26	1:08:05	34	22:24	7:14	1:30:29	7/26	M35/39
28	Larry Lewis	38	BROOKLYN	NY	2	7:50	4:54	42	1:01:12	19.6	31	1:09:02	35	21:44	7:01	1:30:46	8/26	M35/39
29	Michael Urban	32	GARFIELD	NJ	2	9:45	6:06	37	59:50	20.1	16	1:06:46	18	21:13	6:51	1:30:48	11/29	M30/34
30	Rob Holmes	49	PRINCETON	NJ	2	9:58	6:39	15	56:08	21.4	37	1:09:35	27	21:44	7:01	1:30:48	1/11	M45/49
31	Karl Kyle	22	NEWPORT	RI	24	9:55	6:12	40	59:58	20.0	37	1:09:56	22	21:25	6:55	1:30:49	1/5	M30/34
32	Brian O'Sullivan	23	WINTHROPSE STA	NJ	35	10:19	6:27	23	57:28	20.9	23	1:07:47	49	23:42	7:39	1:31:18	4/13	M20/24
33	FT Jon Colburn	25	BAVONNE	NJ	19	9:43	6:04	46	1:00:54	19.9	47	1:10:37	14	21:03	6:41	1:31:29	2/5	M25/29
34	John Beaver	33	LAVALLETTE	NJ	52	10:48	6:45	21	57:18	20.9	27	1:08:06	56	25:36	7:37	1:31:40	12/29	M20/24
35	Tim Noyat	34	NEW BRUNSWICK	NJ	26	9:58	6:14	26	57:52	20.7	24	1:07:32	57	24:06	7:40	1:31:42	3/5	M20/24
36	Cliff Ritby	36	JERSEY CITY	NJ	63	11:34	7:14	14	55:58	21.4	21	1:07:32	63	24:26	7:53	1:31:58	13/29	M30/34
37	Daniel Fleming	32	RINGWOOD	NJ	12	12:19	7:42	22	57:25	20.9	39	1:10:08	36	22:38	7:10	1:32:20	9/26	M35/39
38	Michael Raddnick	34	YONKERS	NJ	53	19:17	6:29	36	59:51	20.1	39	1:10:08	36	22:38	7:10	1:32:20	9/26	M35/39
39	John Stock	33	ORILEY BEACH	NJ	53	19:17	6:29	36	59:51	20.1	39	1:10:08	36	22:38	7:10	1:32:20	9/26	M35/39
40	John Kossane	33	TINTON FALLS	NJ	44	10:22	6:37	36	59:59	19.9	43	1:10:36	47	23:47	7:37	1:32:42	15/29	M30/34
41	John Kossane	33	TINTON FALLS	NJ	44	10:22	6:37	36	59:59	19.9	43	1:10:36	47	23:47	7:37	1:32:42	15/29	M30/34
42	Patrick Boll	46	UNION	NJ	29	10:01	6:16	43	1:00:30	19.8	42	1:10:31	50	23:47	7:40	1:32:42	15/29	M30/34
43	Eugene Demsey	46	UNION	NJ	29	10:01	6:16	43	1:00:30	19.8	42	1:10:31	50	23:47	7:40	1:32:42	15/29	M30/34
44	Willie Williams	35	PARLIN	NY	1	7:44	4:50	49	1:01:21	19.6	47	1:10:29	67	24:43	7:58	1:33:08	11/29	M30/34
45	Gregory Warde	41	PARLIN	NY	1	7:44	4:50	49	1:01:21	19.6	47	1:10:29	67	24:43	7:58	1:33:08	11/29	M30/34
46	Ben Haase	33	CARE MAY	PA	75	11:47	7:32	79	1:07:14	17.8	58	1:14:58	51	25:50	7:41	1:33:08	11/29	M30/34
47	Nike Chirico	32	SELLERSVILLE	PA	87	12:29	7:48	28	57:56	20.7	48	1:12:57	53	25:52	7:42	1:33:08	11/29	M30/34
48	Benson Schrade	32	UNION BEACH	PA	17	9:41	6:03	59	1:04:20	18.7	52	1:14:04	64	26:12	8:22	1:33:30	10/26	M40/44
49	Frank Narrore	29	GEORGE OWEN-HADSON	NJ	58	10:54	6:49	48	1:01:20	19.9	46	1:12:14	37	22:38	7:18	1:33:30	10/26	M40/44
50	David Kessel	29	GEORGE OWEN-HADSON	NJ	58	10:54	6:49	48	1:01:20	19.9	46	1:12:14	37	22:38	7:18	1:33:30	10/26	M40/44
51	Slip Schunbaker	48	DOVER	PA	38	11:32	7:12	70	1:05:26	18.3	62	1:15:44	59	26:31	8:10	1:33:30	10/26	M40/44
52	Dwight Dixon	23	JERSEY CITY	NJ	70	11:34	7:14	51	1:02:17	19.3	51	1:13:53	51	26:31	8:10	1:33:30	10/26	M40/44
53	Jonathan Rosado	35	BELMAR	NJ	41	10:26	6:31	62	1:04:49	18.5	60	1:15:33	59	26:31	8:10	1:33:30	10/26	M40/44
54	Noah Sheppard	35	BELMAR	NJ	41	10:26	6:31	62	1:04:49	18.5	60	1:15:33	59	26:31	8:10	1:33:30	10/26	M40/44
55	Michael Caricello	28	BRICKLEY HEIGHTS	NY	62	11:12	7:00	52	1:02:20	19.3	63	1:15:42	59	26:31	8:10	1:33:30	10/26	M40/44
56	John Wright	33	SEAFORD	NJ	42	10:28	6:44	64	1:05:19	18.4	65	1:16:06	60	26:31	8:10	1:33:30	10/26	M40/44
57	John Lindos	38	SEAFORD	NJ	42	10:28	6:44	64	1:05:19	18.4	65	1:16:06	60	26:31	8:10	1:33:30	10/26	M40/44
58	Robert Darczo	46	AVENEL	NY	60	11:56	7:02	57	1:03:56	18.8	61	1:15:33	57	26:31	8:10	1:33:30	10/26	M40/44
59	Howard Levine	34	SPRINGFIELD	NJ	76	11:52	7:25	59	1:04:00	18.8	64	1:15:32	60	26:31	8:10	1:33:30	10/26	M40/44
60	Rick Muffler	36	KEYPORT	NJ	61	11:06	6:56	56	1:03:29	18.9	64	1:15:32	60	26:31	8:10	1:33:30	10/26	M40/44
61	Edward Gray	39	GLEN RIDGE	NJ	64	11:21	7:06	55	1:03:20	18.9	63	1:14:41	61	26:31	8:10	1:33:30	10/26	M40/44
62	Marion Levine	40	SEA BRIGHT	NJ	48	10:42	6:41	71	1:06:09	18.1	68	1:16:51	69	26:31	8:10	1:33:30	10/26	M40/44
63	Tom Noylett	35	WYCKOFF	NJ	40	10:25	6:31	75	1:06:09	18.1	68	1:16:51	69	26:31	8:10	1:33:30	10/26	M40/44
64	Garret Orr	40	FAIR HILLS	NJ	73	11:46	7:27	53	1:05:01	18.5	69	1:16:47	70	26:31	8:10	1:33:30	10/26	M40/44
65	Steve Bartlett	73	OSWEGO	NY	46	10:37	6:38	50	1:01:25	19.5	53	1:14:21	54	26:31	8:10	1:33:30	10/26	M40/44
66	Bill Schweitzer	43	BELLE MEAD	NJ	98	13:39	8:32	37	1:06:56	17.9	77	1:17:33	80	26:31	8:10	1:33:30	10/26	M40/44
67	Steven Treble	61	CLAMBERLAND	RI	71	11:40	7:17	65	1:05:10	18.4	74	1:18:25	81	26:31	8:10	1:33:30	10/26	M40/44
68	Dan Galarranau	43	UPPER MONTCLAIR	PA	89	12:51	8:02	65	1:05:10	18.4	74	1:18:25	81	26:31	8:10	1:33:30	10/26	M40/44
69	Charles Melitz	50	FLOORTOWN	PA	57	11:23	6:47	81	1:07:33	17.8	79	1:19:34	84	26:31	8:10	1:33:30	10/26	M40/44
70	Dan Cassidy	36	ASBURY PARK	NJ	66	11:25	6:47	81	1:07:33	17.8	79	1:19:34	84	26:31	8:10	1:33:30	10/26	M40/44
71	John Bartram	26	SEASIDE HTS	NJ	74	11:46	7:21	84	1:08:11	17.6	80	1:19:34	84	26:31	8:10	1:33:30	10/26	M40/44
72	Michael Lazorchak	25	ALLENTOWN	PA	58	10:46	6:44	88	1:09:59	17.7	84	1:20:45	84	26:31	8:10	1:33:30	10/26	M40/44
73	Mark Hannas	23	NYC	NY	80	11:53	7:37	54	1:02:28	19.2	75	1:18:31	84	26:31	8:10	1:33:30	10/26	M40/44
74	Steven Mott	25	NYC	NY	80	11:53	7:37	54	1:02:28	19.2	75	1:18:31	84	26:31	8:10	1:33:30	10/26	M40/44
75	Michael Kasak	23	NYC	NY	80	11:53	7:37	54	1:02:28	19.2	75	1:18:31	84	26:31	8:10	1:33:30	10/26	M40/44
76	Michael Kasak	23	NYC	NY	80	11:53	7:37	54	1:02:28	19.2	75	1:18:31	84	26:31	8:10	1:33:30	10/26	M40/44
77	Michael Kasak	23	NYC	NY	80	11:53	7:37	54	1:02:28	19.2	75	1:18:31	84	26:31	8:10	1:33:30	10/26	M40/44
78	Michael Kasak	23	NYC	NY	80	11:53	7:37	54	1:02:28	19.2	75	1:18:31	84	26:31	8:10	1:33:30	10/26	M40/44
79	Michael Kasak	23	NYC	NY	80	11:53	7:37	54	1:02:28	19.2	75	1:18:31	84	26:31	8:10	1:33:30	10/26	M40/44
80	Michael Kasak	23	NYC	NY	80	11:53	7:37	54	1:02:28	19.2	75	1:18:31	84	26:31	8:10	1:33:30	10/26	M40/44
81	Thomas Moraghan	49	TOMS RIVER	NJ	72	11:40	7:17	82	1:07:51	17.7	79	1:19:34	84	26:31	8:10	1:33:30	10/26	M40/44
82	Pat Fagnolia	33	PIKE BEACH	NJ	86	12:23	7:44	72	1:06:12	18.1	76	1:18:35	88	26:31	8:10	1:33:30	10/26	M40/44
83	Robert Dorsett	33	PIKE BEACH	NJ	93	13:16	8:17	60	1:04:36	18.6	72	1:17:52	88	26:31	8:10	1:33:30	10/26	M40/44
84	Mar C Shaw	43	SHORT HILLS	NJ	43	10:34	6:36	93	1:12:29	16.6	90	1:23:03	92	26:31	8:10	1:33:30	10/26	M40/44
85	William Ruthrauff	35	SHORT HILLS	NJ	97	13:31	8:27	78	1:07:04	17.9	82	1:20:35	92					

# SEASIDE HTS. B.I. OR TRI



## MALE ORDER OF FINISH

place	NAME	AGE	CITY	ST	rank	time	mile pace	rank	time	mph	rank	time	rank	time	min/mile	TOTAL TIME	age in	#fin
85	Bob Rosa	48	OCEAN TWP	NJ	94	13:17	8:18	83	1:08:02	17.6	86	1:21:19	81	26:48	8:59	1:48:07	8/11	M4549
86	Scott Willet	33	NYC	NJ	54	10:50	6:46	90	1:11:34	16.8	89	1:22:24	75	26:10	8:26	1:48:34	26/29	M3034
87	Chip Gardner	41	CALDWELL	NJ	99	13:44	8:35	69	1:05:25	18.3	78	1:19:09	94	29:34	9:32	1:48:43	8/11	M4044
88	Dennis O'keefe	40	WEST ORANGE	NJ	79	11:56	7:27	76	1:06:54	17.9	77	1:18:50	99	31:21	10:07	1:50:11	9/11	M4044
89	William Traubmann	44	SILVER SPRING	MD	100	13:48	8:37	87	1:09:55	17.2	91	1:23:43	87	27:44	8:57	1:51:27	10/11	M4044
90	Roy Mabrey	34	BELMAR	NJ	102	14:47	9:14	68	1:05:24	18.3	81	1:20:11	101	31:46	10:15	1:51:57	27/29	M3034
91	Scott Darby	29	HOLMDEL	NJ	56	10:51	6:47	97	1:15:26	15.9	96	1:26:17	72	25:45	8:18	1:52:02	10/13	M2529
92	Charles Kissane	39	MEDFORD	NJ	92	13:15	8:17	92	1:12:09	16.6	93	1:25:24	82	28:51	8:40	1:52:15	21/26	M3539
93	Tom Malcolm	41	NEW YORK	NJ	65	11:22	7:06	98	1:17:09	15.6	97	1:28:31	62	24:25	7:53	1:52:56	11/11	M4044
94	Dale Davis	37	EDISON	NJ	81	12:17	7:41	89	1:13:31	16.8	92	1:23:48	95	29:36	9:33	1:53:24	22/26	M3539
95	Tom Ingham	31	CALDWELL	NJ	84	12:19	7:42	94	1:13:16	16.4	94	1:25:55	89	28:23	9:09	1:53:58	28/29	M3034
96	Joe Serg	27	HACKENSACK	NJ	96	13:29	8:26	80	1:07:20	17.8	85	1:20:57	102	33:58	10:57	1:54:35	11/13	M2529
97	Paul Kraemer	26	TOMS RIVER	NJ	82	12:18	7:41	95	1:13:55	16.2	95	1:26:13	90	28:43	9:16	1:54:56	12/13	M2529
98	Adam Sewall	34	MIDDLETOWN	NJ	95	13:21	8:21	96	1:15:18	15.9	98	1:28:39	98	31:07	10:02	1:59:46	29/29	M3034
99	John Farrell	38	MIDDLETOWN	NJ	91	13:01	8:08	101	1:20:06	15.0	99	1:33:07	86	27:29	8:52	2:00:36	23/26	M3539
100	Peter Decker	48	V PATERSON	NJ	101	13:48	8:37	100	1:19:29	15.1	100	1:33:17	100	31:35	10:11	2:04:52	9/11	M4549
101	Peter Quintano Jr	49	RIDGEFIELD PARK	NJ	104	15:33	9:43	99	1:18:30	15.3	101	1:34:03	103	34:14	11:03	2:08:37	10/11	M4549
102	Michael Stroh	39	METUCHEN	NJ	67	11:28	7:10	105	1:34:48	12.7	105	1:46:16	45	23:54	7:36	2:09:50	26/26	M3539
103	Sandor Juhasz	27	BRIDGEWATER	NJ	103	14:48	9:15	103	1:26:51	13.8	104	1:41:39	93	29:29	9:31	2:14:08	13/13	M2529
104	Paul Weber	35	RUMSON	NJ	23	9:50	6:09	104	1:28:10	13.6	102	1:38:00	105	40:42	13:08	2:18:42	25/26	M3539
105	John McCann	39	LANGHORNE	PA	106	17:19	10:49	102	1:21:42	14.7	103	1:39:01	106	46:28	14:59	2:25:29	26/26	M3539
106	Henry Swirsky	45	LINCOLN	NJ	105	15:47	9:52	106	1:38:53	12.1	106	1:54:40	104	39:05	12:36	2:33:45	11/11	M4549
DNF	Samuel Martinez	28	GLENDALE	NY		9:21	5:51		55:13	21.7		1:04:34						

## RELAY RESULTS

plc	Relay name	1.6 MILE RUN #1	*20.0 mile BIKE	split after run1 + bike	3.1 mile RUN	RELAY TYPE
1	TEAM MO LESS	rank 1 time 9:06 pace 5:41 DAVE RAUGBAR	rank 1 time 50:09 pace 23:9 BILL SMITH	rank 1 time 19:07 pace 6:10 DAVE RAUGBAR	rank 1 time 1:18:22 pace 1:18:22 1/1 MA	

## FASTEST DUO TYPE MALE/MALE

1. RIDGEWOOD TRI  
1:26:48 1:34:41 = 3:01:29  
RAYMOND CAMPEAU TI M 34, PATRICK COLBERT BI M 35
2. NYU 1  
1:38:15 1:40:34 = 3:26:49  
GUILLERMO ROJAS BI M 22, SCOTT WILLET TI M 33

## FASTEST DUO TYPE FEMALE/FEMALE

## FASTEST DUO TYPE MALE/FEMALE

1. TEAM HULA  
1:41:58 1:44:25 = 3:26:23  
TRACEY SERRATELLI BI F 32, JOHN CHIARELLO BI M 36

